



b a b y



Berlitz[®]

Baby Talk & Tunes



by Howard Beckerman

Berlitz Publishing/APA Publications GmbH & Co. Verlag KG, Singapore Branch, Singapore

A Word from the Author/Songwriter

Berlitz Publishing, world leaders in language education, and Heartworks International, creators and producers of language-teaching entertainment, have united to develop *Baby Talk & Tunes*, an inspiring musical language experience for babies and their parents or caregivers.

Baby Talk & Tunes is the musical soundtrack to your day and your baby's day. Newborns enter this world as ready-and-willing language learners. And the first years of life are the perfect time to surround our children with the music of language—and the language of music.

Just by talking, playing, and holding your baby, you are teaching critical skills: communication, social interaction, and emotional expression. And so the *Baby Talk & Tunes* philosophy is simple. As you play the CD and go through a day with your baby:

1. Talk! Talk about what you and your baby are doing at the moment, what you see around you, how your baby is feeling, how *you* are feeling. Be present! Reinforce the details of your surroundings and the events of your life with the gentle affirmations of love and approval that we all need.
2. Sing! Or let *Baby Talk & Tunes* do the singing for you, though we certainly encourage you to sing along.

To educate *and* entertain your baby, we've integrated the daily language of talking to a baby with a musical blend of tunes in a variety of styles. The activity-focused CD tracks take us through a day in a baby's life, from morning till night, and include a natural flow of *Talk*. Of course, the days in the life of a newborn are different from those of a three-month-old, a six-month-old, or a one-year-old. And so our *Talk* segments include appropriate vocabulary for babies of different stages.

You are, of course, encouraged to speak to your baby using the particular words and expressions that are comfortable for you—in any language—as you interact with your child during your daily activities. And though babies may not respond with words during the first year of life, don't hesitate to ask them questions. They're listening. And one day, usually between the ages of one and two, they'll start talking to you!

Howard Beckerman

M.A., Applied Linguistics, Columbia University

NO part of this book may be reproduced, stored in a retrieval system or transmitted in any form or means electronic, mechanical, photocopying, recording or otherwise, without prior written permission from Apa Publications.

Contacting the Editors

Every effort has been made to provide accurate information in this publication, but changes are inevitable. The publisher cannot be responsible for any resulting loss, inconvenience or injury. We would appreciate it if readers would call our attention to any errors or outdated information by contacting Berlitz Publishing, 95 Progress Street, Union, NJ 07083, USA. Fax: 1-908-206-1103, email: comments@berlitzbooks.com

All Rights Reserved

© 2004 Berlitz Publishing/APA Publications GmbH & Co. Verlag KG, Singapore Branch, Singapore.

Berlitz Trademark Reg. U.S. Patent Office and other countries. Marca Registrada. Used under license from Berlitz Investment Corporation

Music and Lyrics © 2004 by Howard Beckerman.

Used by permission. All rights reserved.

Audio Production by Heartworks International, Stony Brook, NY.

www.heartworks.com

Produced and Directed by: Howard Beckerman

Project Manager: Linda Beckerman

Editorial: Sheryl Olinsky Borg, Lorraine Sova, Juergen Lorenz, Emily Bernath

Orchestrations: Tru Doty

Vocal Performances: Laura Meade, Emily Resnick, Jessica Contino, Leanne

Contino, Gian DiMauro, Sam Cohn, Ian Wisekal, T.C. Carbia, Linda

Beckerman, and Howard Beckerman

Cover Illustration: Scott Magoon

Cover photo: © Digital Vision/Getty Images

Interior Design: Wee Design Group

ISBN: 800196-88-AMC

Printed in USA

First printing October, 2004

Thanks. . .

To Nicholas Borg, son of Sheryl Olinsky Borg, Editorial Director of Berlitz Publishing, whose birth—and his mom’s time caring for him—led Sheryl to realize that publishing language titles with babies in mind was an idea whose time had come. Thanks, too, to Nick’s mom for entrusting me with the joyful task of bringing to life this musical CD for the new *Baby Berlitz* imprint. Sheryl’s think-outside-the-box publishing skills and creative spirit continue to inspire me as we look ahead to new projects in new directions.

To Lorraine Sova, our dedicated editor at Berlitz, who understands the subtle balance of education and fun that we work towards in the field of language-teaching entertainment. Lorraine provided research on language, music—and babies, and she contributed generously to both the initial project plan and the narrations for each *Baby Talk & Tunes* track.

To Linda Beckerman, my partner in every realm of life, whose combined gifts as manager, writer, editor, and human being amaze me more each day. Thanks also to our children, Shira, Josh, and Briana, for giving me the daddy perspective that allowed me to work on this project.

To Tru Doty, our gifted orchestrator, whose music arrangements demonstrate his great versatility and instincts in so many musical styles. I thank him for his contributions here—and for over a decade of collaboration. Here’s to our next decade of music and magic!

To Jackson Walker and Bad Dog Digital, for audio mastering services, invaluable technical consultation, and perpetual friendship.

To our talented cast of singers and actors, whose voices have breathed such fun, serenity, and passion into this recording—and into my life: Laura Meade, Emily Resnick, Jessica Contino, Leanne Contino, Gian DiMauro, Ian Wisekal, and Sam Cohn.

All of you have touched me with your dedication to the art of collaboration.

Hugs all around!

HB
Fall, 2004
Heartworks International

Table of Contents

- Track 1** **Welcome**

- Track 2** **Wake-up Time: BEAUTIFUL BABY**

- Track 3** **Time to Get Dressed: THE BABY FASHION PARADE**

- Track 4** **Mealtime: SOMEBODY’S HUNGRY**

- Track 5** **Playtime: LET’S PLAY TOGETHER**

- Track 6** **Naptime: SOFT AFTERNOON**

- Track 7** **Time to Go Out: MAGICAL WORLD**


- Track 8** **Bathtime: IN THE WATER**

- Track 9** **Bedtime: ALPHABEDTIME SONG**

Track 1 **Welcome**

Track 2 **Wake-up Time: BEAUTIFUL BABY**

Each morning, enjoy a tender moment with your baby by holding, caressing, and praising her. Be sure she can see your face and mouth as you speak, and use short, simple sentences. This will help your baby begin to understand language—as you begin each day.



*Baby, my baby,
my beautiful baby.
Here we are, together this beautiful day.*


*Can you feel the music?
We can sing for a while.
Beautiful baby,
let me see you smile.*

*Is that a smile?
I see a smile this morning.
Good morning.
Good morning, my beautiful baby.*

*It's a beautiful day.
And you're my beautiful baby.*

Hello.
How are you?
Good morning.
Here I am.
Don't cry.
How about a kiss?
Here.
I love you.

I love you so much.
You're a good baby.
Look.
Look outside.
See the sun?
See the clouds?
The sun is shining.
It's a beautiful day.




Good morning.
Good morning, my beautiful baby.
It's a beautiful day.
And you're my beautiful baby.

Activity: A quiet morning is the perfect time to "have a conversation" with your little one about the present environment. Describe what you see in the room or outside the window. Then talk about your plans for the day.


Track 3 Time to Get Dressed: THE BABY FASHION PARADE

Talk to your baby as often as you can—the more you talk, the larger your baby's vocabulary will become. Even changing a diaper is a perfect occasion to teach language. Talk about what he'll wear as you get him dressed. And don't forget to mention the colors of the outfit.



Time to get up.
Are you ready?
Are you ready for a change?
I'm gonna change you right away.
Stay calm. Stay dry today.


Gonna dress you up.
OK.
Oh, yeah.



I've got a passion
for fashion.
So baby, you've got it made.
You'll travel far.
You'll be the star
of the baby fashion parade.

Let's take off your pajamas.
And your diaper.
Nice and comfy.
That's better.

And now it's time to get dressed.




Your clothes are here.
Your clothes are there.
Need some socks? I'll get a pair.
I'll brush your hair.
I'll take good care of you.
So rise and shine.
You're gonna look so fine
'cause I know what to do.

I've got a passion
for fashion.
So baby, you've got it made.
You'll travel far.
You'll be the star
of the baby fashion parade.

Do you want to look good?
Waddayasay?
What do you want to wear today?

Your T-shirt.
Socks.
And pants.
Or shorts instead.
And shoes, too.



***Now, let's talk color for a while.
Rainbows always stay in style.***

***Something blue?
Something yellow?
Red or green?***


***You're kidding! Hello?
Gotta be free.
Gotta stay loose.
Mix lavender with a touch of—
not too much of—
chartreuse.***

***We've got a passion
for fashion.
So baby, you've got it made.
You'll travel far.
You'll be the star
of the baby fashion parade.***

Activity: In addition to presenting the names of clothing items and colors, you may also want to name parts of the body while you're dressing your baby.

Track 4 Mealtime: SOMEBODY'S HUNGRY

Engage your baby in conversation. Ask questions, and pause to see and hear her response. She may react with a smile or a coo, but she is "talking" to you. At mealtime, ask if she's hungry or thirsty. Does she like oatmeal or rice? Bananas or apple sauce? You can also talk about what you're doing as you prepare the meal. Let's eat!



***Somebody's hungry.
I know who.
Somebody wants to eat now.***

***Somebody's hungry.
Guess who?
That somebody is you.***

***Isn't it delicious?
Mmmmm! Mmmmm!
So nutritious.
Mmmmm! Mmmmm!***

Are you hungry?
Are you thirsty?
Do you want your bottle?
Let's go to the kitchen.
And sit in your high chair.
Where's your bib?

What's for breakfast?

Some milk?
Some juice?
Some cereal?
So delicious.

So nutritious.
Open up.
That tastes so good.
It's good for you.
More?
Are you finished?
No more.
All gone!

***Somebody's hungry.
I know who.
Somebody wants to eat now.***

***Somebody's hungry.
Guess who?
That somebody is you.***

***I'll feed you now.
So open wide.
It tastes so good and yummy.***

***See, you know how
it goes inside
and gets into your tummy.***

Here's your bowl.
And your spoon.
And your cup.

***It's time to drink.
But not too fast
so you can keep on sipping.***

***And do you think
that you can last
a whole meal with no dripping?***

***Isn't it delicious?
Mmmmm! Mmmmm!
So nutritious.
Mmmmm! Mmmmm!***

***Somebody's hungry.
I know who.
Somebody wants to eat now.
Somebody's hungry.
Guess who?
That somebody is you.***


Activity: Every parent knows the "airplane" game—spinning a spoonful of baby food around and around in order to get your child excited about eating. As you twirl the spoon in the air, count how many spoonfuls your baby has eaten.

Track 5 Playtime: LET'S PLAY TOGETHER


Interactive games like peek-a-boo and pat-a-cake are a wonderful way to share a good time with your baby. And these activities do much more than just make your baby smile and giggle. They also help him to build memory skills while you're having fun.

***Children play all over the world.
All over the world, we're playing.
Let's play together. That's what I'm saying to you.
Peek-a-boo! I see you!
Peek-a-boo! I see you!***

***Children play all over the world.
All over the world, we're playing.
Let's play together. That's what I'm saying to you.
Clap hands! Clap hands!***


 **Clap hands! Clap hands!**
Peek-a-boo! I see you!
Peek-a-boo! I see you!

Let's play!
Where's your rattle?
Here it is.
Where's your teddy bear?
Here he is.
Listen to the music.
Let's look in the mirror.
Who's that?
Who's that baby?
That's you!
I'm gonna tickle you!

 **Children play all over the world.**
All over the world, we're playing.
Let's play together. That's what I'm saying to you.
I got your nose. I got your toes.
I got your nose. I got your toes.
Clap hands! Clap hands!
Clap hands! Clap hands!
Peek-a-boo! I see you!
Peek-a-boo! I see you!

Do you want to play with me?
Play with me.
Let's play together.
Play with me.

In the playpen
or on my lap,

 **let's play a game**
before you take a nap.

We can play with your toys.
Play with your ball.
Play with your blocks
and we can make 'em fall.

Let's play with a dolly
or a teddy bear.
We can play together
ev'rywhere.

Do you want to play with me?
Play with me.
Let's play together.
Play with me.


Children play all over the world.
All over the world, we're playing.
Let's play together. That's what I'm saying to you.
Peek-a-boo! I see you!
Peek-a-boo! I see you!

Activity: Invite the entire family to play peek-a-boo with your baby, and teach the names of family members along the way. For example, "Peek-a-boo, Mommy sees you. Peek-a-boo, Daddy sees you. Peek-a-boo, Grandma sees you."

Track 6 Naptime: SOFT AFTERNOON

It's been a busy day so far, and now, it's time to wind down with your baby. Strengthen your connection by using these quiet moments to hug and kiss her and to speak gently with peaceful, loving words.

It's naptime.
Don't cry.
You're tired.
So close your eyes.
I'll be right here.




*Listen to my gentle voice
before you go to sleep.
Think of all the memories
that you and I may keep.
Take this time to rest your eyes
you'll see your dream appear.
It's your time for peace and quiet
while you're lying here.*

*In the soft afternoon
while you're sleeping...
in the soft afternoon,
you can fly
on a cloud
to the sound
of the voice of an angel
passing by.
And you'll be in dreamland soon
in the still, soft afternoon.
You'll be in dreamland soon
in the still, soft afternoon.*

Activity: As you rock your baby to sleep, share your love verbally, too. Tell her, "Mommy loves you. Daddy loves you. Your brother and sister love you." You may also suggest pleasant images for your baby's dreams.

Track 7 Time to Go Out: MAGICAL WORLD

As you get ready to go outdoors, talk about the weather and what your baby should wear. Then, as you stimulate your baby's senses by exposing him to the outside world, talk about the sights and sounds and smells that surround you.



*Outside.
We're going outside.
Let's take a walk.
Let's take a ride outside.*

How's the weather?
It's cold.
It's hot.
Let's wear...
a sweater,
a jacket,
boots.
Or...
a sunhat,
sunglasses,
and sandals.
What else?
What else do we need?
The stroller,
the blanket,
and the diaper bag.
That's all.
Let's go!

Outside.

We're going outside.

Let's take a walk.

Let's take a ride outside.

Look all around.

*It's a magical world,
where the daisies dance,
as the breezes flow.*

*And the bluebird sings
to say hello.*

The skies are clear.

*In the pond below you can see
reflections of this magical world,
here for you and me.*

Outside.

We're going outside.

Let's take a walk.

Let's take a ride outside.

Look all around.

*It's a magical world
where the cars go fast
and the people run
and the tall, tall buildings
hide the sun.*

The noise is loud.

*On the street, the lights that we see
are shining in this magical world,
here for you and me.*

Outside.

We're going outside.

Let's take a walk.

Let's take a ride outside.

Activity: Once outside, point out the sights and sounds of the setting. Look at the world through your baby's eyes, as if you are seeing everything for the first time. In that way, you will be able to share the excitement of discovery with your child in what you say and how you say it.

Track 8 **Bathtime: IN THE WATER**

Bathtime is a great opportunity for a language lesson. Introduce the parts of the body as you wash your baby. And while you're at it, splash around a few adjectives, like "hot" and "cold" and "warm" and "cool".

Ready for your bath?

Turn on the water.

Not too hot.

Not too cold.

Nice warm water.

Where's the washcloth?

And the baby soap?

And the rubber ducky?

Right here!

In the water...

in the nice warm water,

we are floating,

splashing,

swimming, drifting,

making baby waves.

Swirling all the bubbles.

Playing with the bubbles.

In the water...

in the nice warm water.

Oh! That feels so good.

Wash behind your ears.

Clean your toes and in between.

In the water,

in the nice warm water, feeling clean.

Wash your hands, your arms,

your feet, and your face.

Wash yourself all over the place.

How many fingers?

How many fingers?

How many fingers do you see?

One, two, three, four, five

fingers for me.

Six, seven, eight, nine, ten

fingers I see.

In the water...

in the nice warm water.

Oh! That feels so good.

Activity: You can reinforce the names of the parts of the body during a baby massage. Talk to your pediatrician about baby massage to find out more.

Track 9 Bedtime: ALPHABEDTIME SONG

Today was fun! And now it's time for some bedtime bonding. Sing to your baby, and let the rhythm of your voice put him to sleep. Each night, you can try humming or singing this song or another one—to establish a bedtime routine for your baby and to help him fall asleep.

It's nighttime.

It's very late.

Let's put on your pajamas.

How about a song?

Listen.

*Once there was a lonely apple
on a lonely apple tree.*

*A cheerful birdie landed there
to keep the apple company.*

*The birdie sang a magic tune
and soon a caterpillar came
to visit, and he asked the apple,*

*"What's your name?
What's your name?"*

*The apple didn't answer.
But a doggie passing by
said, "His name is Mr. Apple.
And he's just a little shy."*

*The caterpillar said, "I'll stay
so you won't be alone.*

*And I'll come back tomorrow
or I'll call you on the phone."*

*Then suddenly, the branches of the tree began to shake.
And everyone was quiet. Would the apple tree trunk break?*

No, look!

**Behind a hill that stood beside the banks of Apple Lake,
an elephant was jogging, so the ground began to quake.**

**"I'm thirsty," called the elephant. "Who has a drink for me?"
Wearing jogging shorts, he was a funny sight to see.
Mr. Apple laughed so hard he cried big apple droplets from
the tree.**

**"Well, thank you," said the jogger, "for these tears that
you produce.
I am your friend and recommend your tasty apple juice."**

**Now, the birdie and the caterpillar and the doggie see
a smiling Mr. Apple. They all love his company
and enjoy the sweetest apple juice around his apple tree.**

A is for apple.

B is for birdie.

C is for caterpillar.

D is for doggie.

E is for elephant.

F is for friend.

That's all for tonight.

The end.

A-B-C-D-E-F-G

H-I-J-K-L-M-N-O-P

Q-R-S-T-U-V

W-X-Y-Z

Let's turn off the light.

You had a big day.

Good night.

Sweet dreams.

Good night.

Activity: Bedtime = storytime. You can read a book, invent a story, or tell a true story about you or your family to help your baby fall asleep. Reading to your baby—from day one—is a first, crucial step towards literacy.

Try playing soothing music to accompany your tale.