

KIDS

VS

ANTS

WORLDS COLLIDE



PETER GALANTE & FELIPE KOLB

Foreword

This is story that started in a park near our home. Watching my young son play with his friends day after day, a pattern emerged. Very young kids seem to have a reflex reaction to pigeons and ants. Pigeons have no problem getting away, as they are big and can go airborne at a moments notice. Ants on the other hand are much more at the mercy of small-sized shoes.

This is a very challenging age to teach children certain morals, as their conscience is not yet developed. I tried several strategies and stories to convey to my young son and his friends the importance of respecting ants and their home. I seemed to have a break through one day after my son had built a lego structure himself. I asked him, "how would you feel if an ant stepped on it?" For some reason this seemed to resinate. He seemed shocked.

This story is aimed at very young children who answer every question with "why?" And whose conscience and understanding of right and wrong isn't fully developed yet. Of course, it can be enjoyed by all. This story has really helped them understand the importance of not only not harming but protecting their little friends and their homes.

Check out RedCatReading.com for more of our creations.

I hope that this story will be useful to you and your family.

Peter Galante



RED CAT READING

REDCATREADING.COM

WHEN

Sept. 19, 2013

WHERE

Tokyo, Japan

WHO

Peter Galante & Son

ILLUSTRATION

Felipe Kolb

CREATIVE STUFF

Aleister Kelman, Ryan Beck



GET YOUR **FREE** GIFTS!



EBOOKS, AUDIOBOOKS, VIDEO LESSONS

SIGN UP FOR YOUR **FREE** ACCOUNT!



REDCATREADING.COM


Ants work very hard doing what they do.
Jay and Gabi are about to learn and so can you!



This is a story
that happens
everyday, not
once upon a
time in a place
far away.




An ant queen
and her army
lived in a hall,
that was about
to become a
little too small.





Ten-hut!
Scout soldiers
were sent out
in search of
more space...



But it was
Private
Panterson
who found the
perfect place.




Ants work
hard, and
there was
much to do.
They drew up
the plans,
and called in
the crew.




Heave, ho!
Heave, ho!
Deeper and
deeper down
we go.




They dug in
the day when
the sun was
bright.




They dug in
the night by
the white
moonlight.




Then one day
their work was
done! It was
time to rest and
have some fun.



The ants
danced, sang
and ate. This
was their time
to celebrate.



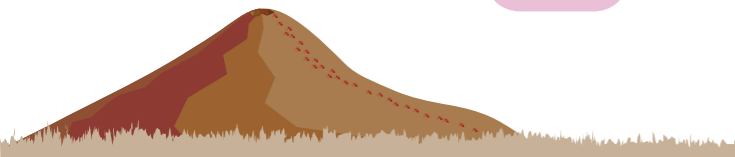

Alert Annie the ant felt a small quake, as the walls and the ceiling started to shake.



“Hello big shoes, how are you today? Please be careful as you move on your way.”




Then the walls
of the hall
came crashing
down, as the
scared ants ran
all around.




The giant shoes
stomped again
and again.


Two loud
voices boomed,
“stomp eight,
nine and ten!”



Above army
ants soared in
the sky, even
though army
ants can't fly.




Below ants were starting to cry, looking up at the ceiling and wondering why.



And some were
trapped, all
alone.

“Let us be!” they
wept and
moaned.




"Let's head home," and "What a fun day," the homeless ants heard the boy and girl say.



“Welcome home!” said mom to her family.

“Wash your hands, kids. And you too, Stanley.”




The table was set, and the iPads put away, as mama and papa shared stories from the day.




“Thud. Thud.
Thud,” thundered
from outside the
wall, as pieces of
the ceiling started
to fall!



“G...g...giant
army ants three
stories tall!”
screamed the
boy and girl,
who suddenly
seemed
extraordinarily
small.



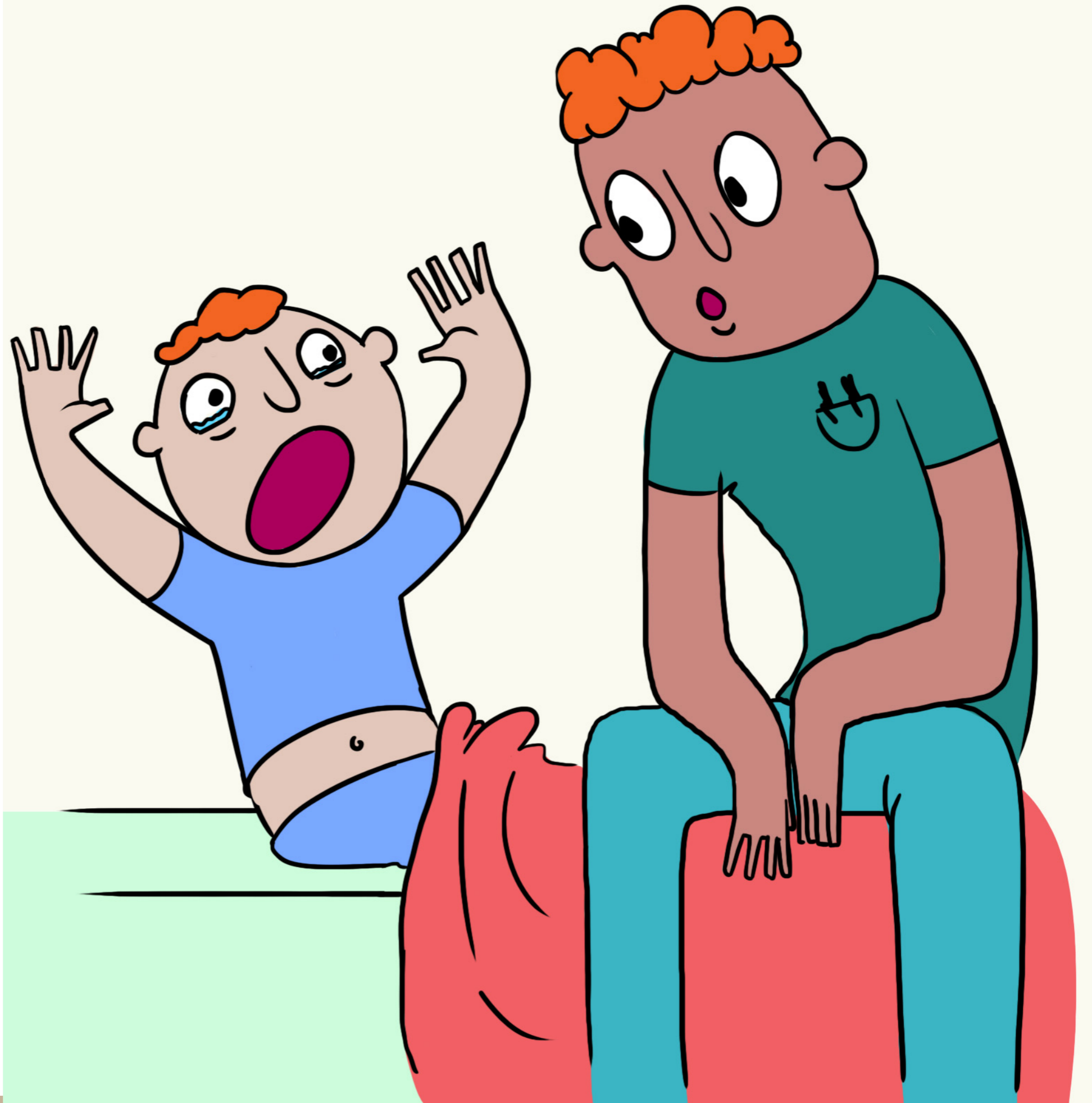
“Watch out for
our house!
Hey, look down
here!”
But their
voices were too
tiny to hear.



"It's okay,"
dad said, as
he turned on
the light.
"You're safe
at home.
Everything's
alright."



“D...D...Dad,
giant ants,
right here right
now... they
followed us
home and
found us
some how...”



“Oh, sweetheart,
it was just a bad
dream.

They followed
us home? What
does he mean?”



"At the park today...we teased the ants, and now we feel bad."



"And how
about the ants?
Do you think
they are sad?"



"Are you sorry?"

asked mom.


"And what
about you?"

Yes they both
nodded,

"So what will
you do?"




From that day,
they were
careful and
kind to their
little friends.
And did all that
they could do to
make amends.



They took the time to learn from each other, and found there was a lot to discover.

A terrible start, and a happy end. The boy and girl earned their friends.



And now you
have heard the
ants' story told,
of how Private
Panterson
picked the
perfect place to
grow old.





ANT-TASTIC FACTS

Did you know? Ants can lift and carry more than three times their own weight!



ANT-TASTIC FACTS

If scaled up to human size, an ant could give a cheetah a run for its money.

ANATOMY OF AN ANT

head

antenna

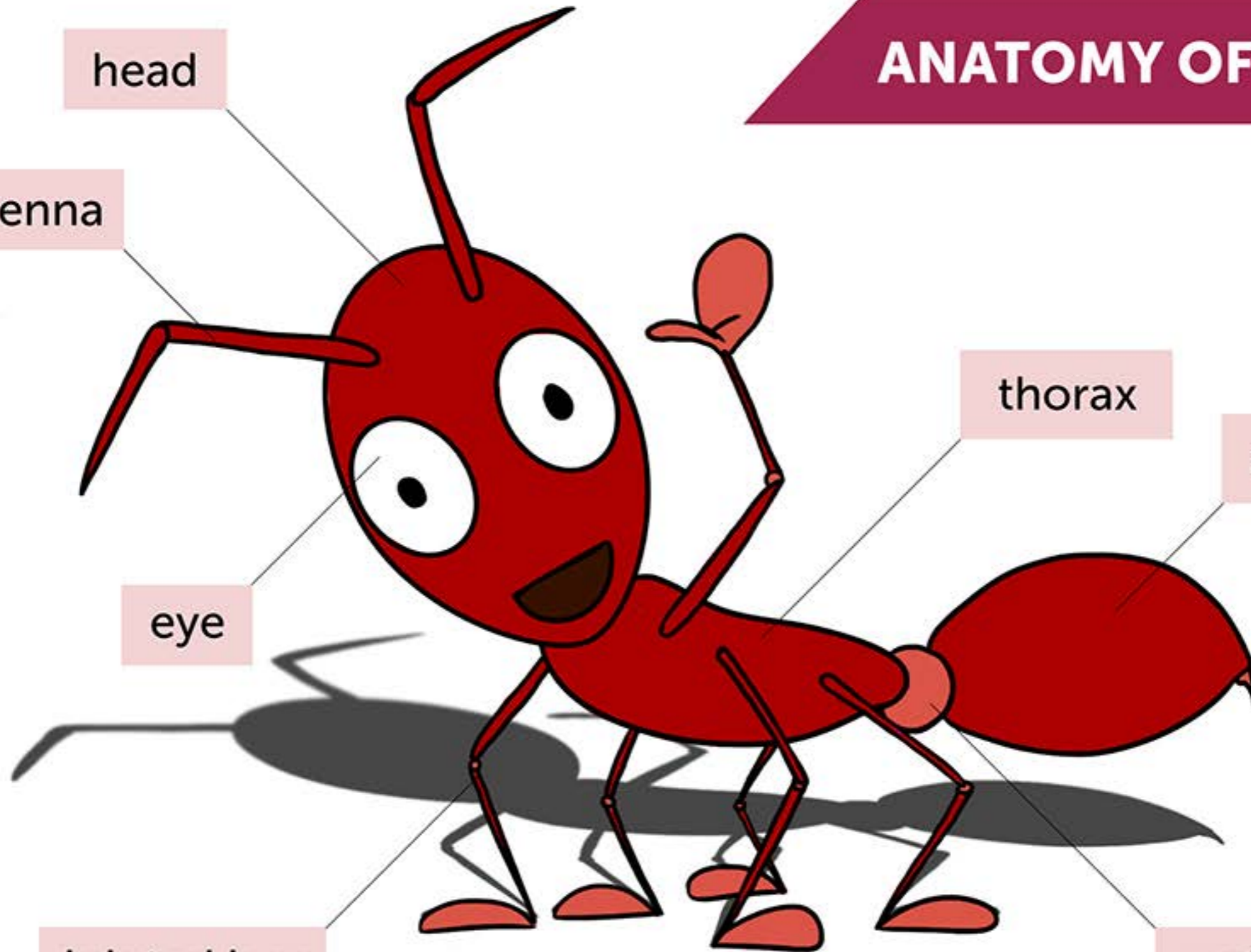
eye

jointed legs

thorax

abdomen


waist






THE QUEEN

She is mom to all ants in the colony. Her worker children build their home, and her soldier children protect it.



WORKER ANT

They build and maintain their home. Each day they dig, lift, carry, throw out trash, find food, among many other tasks.



ARMY ANT

They defend their home by biting, stinging, or spraying chemicals. They are rough and tough.




JAY

Energetic young boy who learns a valuable lesson about being kind to ants and their home. He forms a special bond with them.



GABI

Smart young girl who learns a valuable lesson about being kind to ants and their home. She forms a special bond with them.



STANLEY & MARTE

Loving parents who help their children discover the importance of caring for all creatures.

Parent's Cheat Sheet

Reading to Children **Four and Under**

- 1 You're on the clock!** Most children at this age will stay engaged for 10 to 15 minutes. The older, the longer usually.
- 2 Prepare yourself.** Read or skim the book beforehand. The adult reader will probably need to summarize the page to keep interest.
- 3 Pictures are worth a thousand words.** Make sure the child can see the pictures. Sitting the child on the side with the picture (as opposed to the text) is a good idea.
- 4 Lights, camera, action!** Read each character's spoken lines in character. Make sure to use intonation and inflection.
- 5 Encourage participation.** Read aloud the title, sentences and onomatopoeia (e.g. smash, splash, crash, whoosh and other words that represent noises). Have the child repeat sentences and key phrases according to their level. Keep your finger under each word you read to encourage reading recognition.
- 6 Ask questions!** Kids are smart! Really smart! Their listening comprehension is much higher than their speaking skills. See the activities section for ideas and recommended questions. For this age group, questions with a definite answer work best. "Is he happy? How many mountains are there?"



Parent's Cheat Sheet

Reading to Children **Four and Over**


- 1 You're on the clock!** Older children will usually have longer attention spans (20-30 minutes), but there is usually a limit. Get to know how much time you have.
- 2 Prepare yourself.** Read or skim the book beforehand. The adult reader might need to summarize the page to keep interest. When reading to advanced learners, the adult should be aware of the difficulty level of words and sentences. This way the advanced learner can try to read the easier words and sentences according to their level. Two popular techniques are as follows:
 - 1) Alternate reading sentences aloud with the adult reading the more difficult sentences.
 - 2) Have the child read one or all of the character's lines in quotes.
- 3 Reinforce reading.** Make sure the child can see the words. Keep your finger under each word you read to encourage reading recognition.
- 4 Lights, camera, action!** Read each character's spoken lines in character. Make sure to use intonation and inflection. A popular technique is to allow the child to read the characters' lines, as the language is usually at a lower difficulty level.
- 5 Encourage participation.** Read aloud the title, sentences and onomatopoeia (e.g. smash, splash, crash, whoosh and other words that represent noises). Have the child read sentences and key phrases according to their level. Keep your finger under each word you read to encourage reading recognition (if needed).
- 6 Ask questions, and have kids ask you questions!** Kids are smart! Really smart! Their listening comprehension is much higher than their speaking skills. See the activities section for ideas and recommended questions. For this age group, in addition to questions with a definite answers, try open-ended questions. "Why is he happy? What will happen next?"
- 7 Your turn to listen.** At a certain stage, the child will be able to read to you. Have them keep their finger under each word they read and sound out (if needed), and correctly pronounce it after they read it.



& Over

Activities

In this section, we'll show some of the possibilities on one page. Each illustration provides a chance to interact with the child.



Example: Page 1

Easy Questions – usually with a definite answer

- How many ants are there?
- What are the ants doing?
(Basically, digging!)
- Where is the moon? Is the moon awake?
- How many stars are there?
- What color is the sky?

More Difficult Questions – usually open-ended

- What are the ants doing? (Name as many different activities as possible)
- How long will it take them?
- Where do the ants put the old dirt? (Ants dump dirt outside, which is what makes the hill shape)
- Why are the ants doing that?

Have the Child Ask You a Question:

Example: Ask me a question about the ants.

Some suggestions:

- What kind of ants are they?
- Who is working the hardest?
- Who has dug the deepest?
- When will the ants finish work?
- How do the ants see in the dark?
- Why do the ants live underground?

GET YOUR **FREE** GIFTS!

EBOOKS, AUDIOBOOKS, VIDEO LESSONS

SIGN UP FOR YOUR **FREE** ACCOUNT!



REDCATREADING.COM