


# KIDS

vs

# SNOW

WHERE DOES SNOW COME FROM?



PETER GALANTE & FELIPE KOLB



# GET YOUR **FREE** GIFTS!

EBOOKS, AUDIOBOOKS, VIDEO LESSONS

SIGN UP FOR YOUR **FREE** ACCOUNT!




**REDCAT**READING.COM



Once upon a time,  
there was a large lake  
in the middle of six  
sky-high mountains.

The water was a  
beautiful icy blue, and  
the mountains were  
covered with tall green  
trees.

But the green leaves  
turned to orange and  
red.





Outside, things were  
changing.

Each day was colder  
and colder.

And the red and orange  
leaves fell from the  
trees.






Inside the lake, the  
itsy-bitsy, pinky-ponky  
water drop and his  
friends were worried.

Change Day was  
coming.

Soon, they would leave  
and change.






“Dad, I am scared,” said  
Little Water Drop.

“Son, I was scared too,  
but it was okay,” said  
Daddy Water Drop.

“Every water drop from  
this lake has to do it.”






Later that day, Little Water Drop saw something falling slowly toward the lake from the sky.

He had never seen something fall so slowly.

He was curious, so Little Water Drop swam to the surface to see.

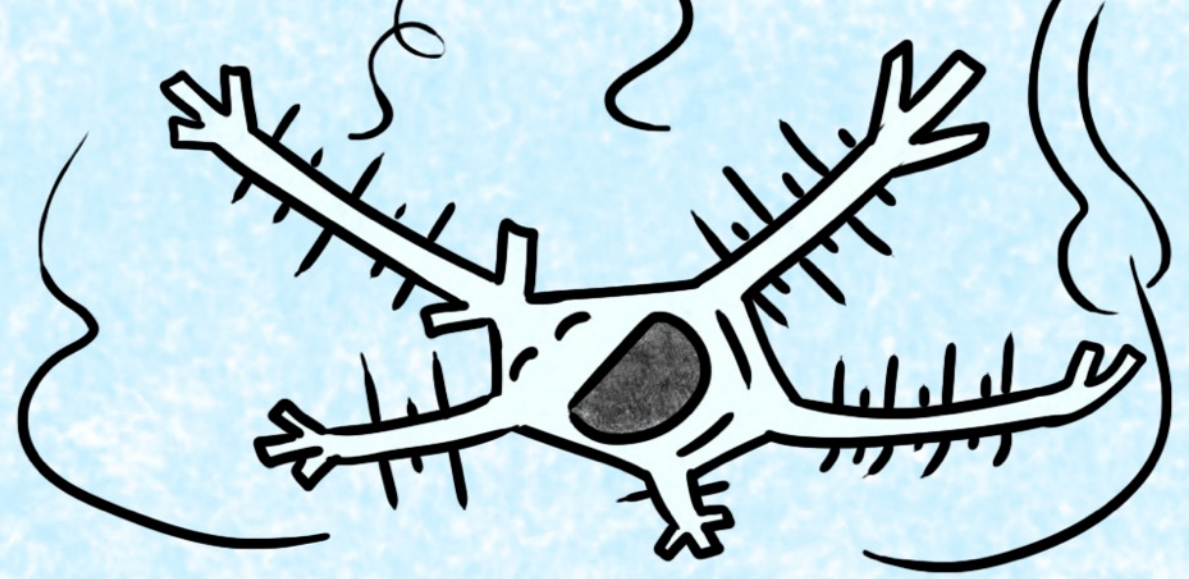




It was a teeny-tiny,  
shiny little snowflake!

“Yahoo!” shouted the  
little snowflake...

... falling slowly, back  
and forth, side to side.






**Splash!**

The little snowflake  
landed in the lake  
next to Little Water  
Drop.

Suddenly... the little  
snowflake changed  
into a water drop!


“I’m back!” shouted  
the little snowflake.  
“That was fun!  
Change Day is great.”





Little Water Drop  
became brave. He put  
on his helmet.


“I am ready,” said the  
Little Water Drop. “I  
am ready for my  
Change Day. Ooh,  
haa!”





So Little Water Drop  
left the lake.

Up, up and away he  
went.






“Hello, brave Little Water Drop,” said Cold Cloud. “Are you ready to change?”

"I... I think so," said Little Water Drop, a little worried.


“The cold will change you in 5, 4, 3, 2, 1...” said Cold Cloud.





Suddenly, a long icicle  
arm grew from Little  
Water Drop's left side!  
The change had  
started.

And soon after...






Little Water Drop was  
completely frozen!

Cold Cloud changed his  
waterbody into a  
beautiful ice crystal.

Little Water Drop was  
now a teeny-tiny, shiny  
white snowflake.






“Geronimo!” yelled  
Little Snowflake.

Cold Cloud opened up,  
and Little Snowflake  
jumped!

He was ready to race  
towards the town  
below. Faster and  
faster! But...






Little Snowflake didn't  
fall faster and faster!

He didn't race towards  
the town below.

He floated slowly back  
and forth, side to side.






Back and forth.

Side to side.

Falling slowly.

Finally, dizzy Little  
Snowflake landed  
softly on a pile of snow  
in a tree.






Little Snowflake tried  
to move, but he  
couldn't!

Little Snowflake was  
worried.


“If I can't move, I will  
be stuck here for the  
whole winter,” he  
thought to himself.





“Help!” he shouted. “I’m stuck.”

Suddenly, a gust of wind picked up Little Snowflake and flung him from the tree.






He didn't fall fast.

He glided back and forth,  
side to side.

Then landed softly on a  
pile of snow.

"The wind will move me,"  
he thought.






Little Snowflake relaxed.

He looked at the  
beautiful blue sky.

Resting on the ground  
and looking at the sky,  
everything was calm.

Then suddenly...





Two giant hands scooped  
him up from the ground!

The hands squished and  
squeezed him together  
with the other  
snowflakes!

Then the hands...





Smashed him into the  
face of a giant snow  
man!

“Ouchie!” shouted Little  
Snowflake.

He was now part of the  
snowman, and stayed  
there for the night.






The next day, the sun  
was bright, and the day  
was warm.

Little Snowflake  
became Little Water  
Drop again!

The water drops  
gathered in a puddle  
below.






Splishing and splashing  
in the puddle, Little  
Water Drop thought of  
the lake.

It was time to go home.

Up, up and away.






“Welcome back,” said Cold Cloud. “Ready? 5, 4, 3, 2, 1...”

Little Water Drop changed again, but he was not the same snowflake, because no two snowflakes are the same.

This time, he was bigger and stronger!






“My lake,” said Little  
Snowflake. “I’m home.”

“Oh no,” said Cold  
Cloud.


“The lake is frozen.  
You can’t go home.”





“I’m going home,” said  
Little Snowflake.


“I have an idea.”





“Geronimo!” yelled  
Little Snowflake.

He jumped from the  
cloud, and floated fast  
down toward the  
ground.






**Thud!**

Little Snowflake  
slammed into the  
mountain.

Everything shook, and  
started to move!








“Jump with me,”  
shouted Little  
Snowflake.

All the little snowflakes  
began to bounce up  
and down.

Now everything was  
shaking and rumbling!

Suddenly....






All the snowflakes  
started to race down  
the mountain!

**“Whoosh!”** went the  
snow.

**“Crack!”** went the  
trees.

They were moving so  
fast as they raced down  
the mountain faster  
and faster.






**Smash!**

The snow smashed  
through the ice and into  
the water.



Little Snowflake  
changed back to Little  
Water Drop.






“You’re back so soon!”  
said his older brother.  
“That was the fastest  
Change Day ever!”

“Home for the  
holidays,” said Little  
Water Drop. “Being  
frozen is fun, but I like  
being a water drop in  
our lake.”





Sorry about the mess.





# PARENTS VS SNOW






Snow and rain come from the same place. They are both formed by water vapor in the atmosphere.

Snow is formed when the temperature of the atmosphere drops below freezing. Water vapor in the air starts to freeze around small dust particles or bacteria. It then slowly begins to grow molecule by molecule, or snowball if you will, and eventually a snowflake is formed!

Snow has six basic shapes. They are: Needles, columns, plates, columns capped with plates, dendrites, and stars. Each different shape is the result of atmospheric and temperature conditions within the cloud.






# Parent's Cheat Sheet

## Reading to Children **Four and Under**

- 1 You're on the clock!** Most children at this age will stay engaged for 10 to 15 minutes. The older, the longer usually.
- 2 Prepare yourself.** Read or skim the book beforehand. The adult reader will probably need to summarize the page to keep interest.
- 3 Pictures are worth a thousand words.** Make sure the child can see the pictures. Sitting the child on the side with the picture (as opposed to the text) is a good idea.
- 4 Lights, camera, action!** Read each character's spoken lines in character. Make sure to use intonation and inflection.
- 5 Encourage participation.** Read aloud the title, sentences and onomatopoeia (e.g. smash, splash, crash, whoosh and other words that represent noises). Have the child repeat sentences and key phrases according to their level. Keep your finger under each word you read to encourage reading recognition.
- 6 Ask questions!** Kids are smart! Really smart! Their listening comprehension is much higher than their speaking skills. See the activities section for ideas and recommended questions. For this age group, questions with a definite answer work best. "Is he happy? How many mountains are there?"






# Parent's Cheat Sheet

## Reading to Children **Four and Over**

- 1 You're on the clock!** Older children will usually have longer attention spans (20-30 minutes), but there is usually a limit. Get to know how much time you have.
- 2 Prepare yourself.** Read or skim the book beforehand. The adult reader might need to summarize the page to keep interest. When reading to advanced learners, the adult should be aware of the difficulty level of words and sentences. This way the advanced learner can try to read the easier words and sentences according to their level. Two popular techniques are as follows:
  - 1) Alternate reading sentences aloud with the adult reading the more difficult sentences.
  - 2) Have the child read one or all of the character's lines in quotes.
- 3 Reinforce reading.** Make sure the child can see the words. Keep your finger under each word you read to encourage reading recognition.
- 4 Lights, camera, action!** Read each character's spoken lines in character. Make sure to use intonation and inflection. A popular technique is to allow the child to read the characters' lines, as the language is usually at a lower difficulty level.
- 5 Encourage participation.** Read aloud the title, sentences and onomatopoeia (e.g. smash, splash, crash, whoosh and other words that represent noises). Have the child read sentences and key phrases according to their level. Keep your finger under each word you read to encourage reading recognition (if needed).
- 6 Ask questions, and have kids ask you questions!** Kids are smart! Really smart! Their listening comprehension is much higher than their speaking skills. See the activities section for ideas and recommended questions. For this age group, in addition to questions with a definite answers, try open-ended questions. "Why is he happy? What will happen next?"
- 7 Your turn to listen.** At a certain stage, the child will be able to read to you. Have them keep their finger under each word they read and sound out (if needed), and correctly pronounce it after they read it.





# Activities

In this section, we'll show some of the possibilities on one page. Each illustration provides a chance to interact with the child.



Example: Page 1

## Easy Questions — usually with a definite answer

- Where is the cloud?
- Where is the sun? Is the sun happy?
- How many mountains are there?
- What color are the trees?

## More Difficult Questions — usually open-ended

- How many trees are there? (“A lot of trees” is the best answer.)
- How many fish are there in the lake?
- What's on the top of the mountain? How did it get there?  
(Ice is frozen water drops!)

## Have the Child Ask You a Question:

Example: Ask me a question about the lake.

Some suggestions:

- What is its name?
- How old is it?
- What is the name of its best friend?
- What does the lake do every day?
- Can the lakes climb the mountain?



**RED CAT READING**



# GET YOUR **FREE** GIFTS!

EBOOKS, AUDIOBOOKS, VIDEO LESSONS

SIGN UP FOR YOUR **FREE** ACCOUNT!



**REDCAT**READING.COM